




Sizing Recommendations for Art Clay (.999% Fine) Silver Rings

Art Clay Silver and Copper clays reduce about 8 to 12% when fired, as the volume from the binder burns away. The “shrinkage” rate depends on the shape and volume of the ring. A ring will need to be made anywhere from 1.5-3.5 sizes larger depending on the shape and volume of the specific piece. This difference between “raw” ring size and fired ring size accommodates for the reduction that will occur as the ring dries and fires. The below chart is a general table for the ring size you need to make before firing, in the U.S. sizing system.

Your Finger Size	Ring Shape and Pre-Fired Ring Size		
	A. *3mm thick band  see key below	B. * 1.5mm thick, 8mm wide. (For each additional 3mm width, add .5 size.)  see key below	C. *Bottom thickness thinner than top thickness  see key below
	.999 silver / .950 silver	.999 silver / .950 silver & Mokume-gane	.999 silver / .950 silver & Mokume-gane
4	5.5 / 6.5	6 - 7.5 / 7—8.5	6 - 6.5 / 6.5 - 7
5	6.5 / 7.5	7 - 8.5 / 8 - 9.5	7 - 7.5 / 7.5 - 8
6	7.5 / 8.5	8 - 9.5 / 9 - 10.5	8 - 8.5 / 8.5 - 9
7	8.5 / 9.5	9 - 10.5 / 10 - 11.5	9 - 9.5 / 9.5 - 10
8	9.5 / 10.5	10 - 11.5 / 11 - 12.5	10 - 10.5 / 10.5 - 11
9	10.5 / 11.5	11 - 12.5 / 12 - 13.5	11 - 11.5 / 11.5 - 12
10	11.5 / 12.5	12 - 13.5 / 13 - 14.5	12 - 12.5 / 12.5 - 13
11	12.5 / 13.5	13 - 14.5 / 14 - 15.5	13 - 13.5 / 13.5 - 14
12	13.5 / 14.5	14 - 15.5 / 15 - 16.5	14 - 14.5 / 14.5 - 15
13	14.5 / 15.5	15 - 16.5 / 16 - 17.5	15 - 15.5 / 15.5 - 16
14	15.5 / 16.5	16 - 17.5 / 17 - 18.5	16 - 16.5 / 16.5 - 17
15	16.5 / 17.5	17 - 18.5 / 18 - 19.5	17 - 17.5 / 17.5 - 18
16	17.5 / 18.5	18 - 19.5 / 19 - 20.5	18 - 18.5 / 18.5 - 19
17	18.5 / 19.5	19 - 20.5 / 20 - 21.5	19 - 19.5 / 19.5 - 20
18	19.5 / 20.5	20 - 21.5 / 21 - 22.5	20 - 20.5 / 20.5 - 21
19	20.5 / 21.5	21 - 22.5 / 22 - 23.5	21 - 21.5 / 21.5 - 22
20	21.5 / 22.5	22 - 23.5 / 23 - 24.5	22 - 22.5 / 22.5 - 23

